















The Next President Is Unlikely to Sink the Economy—or the Stock Market

Dire predictions about past presidents have usually proven to be wrong.

AS ELECTION SEASON HEATS UP, YOU'RE GOING TO HEAR LOTS OF DIRE PREDICTIONS ABOUT WHAT WILL HAPPEN IF JOE BIDEN IS ELECTED OR IF PRESIDENT DONALD TRUMP IS RE-ELECTED. If history is any guide, the US economy and the stock market will be fine in the long run no matter who gets elected.

 Ronald Wilson Reagan 40 th US President 1981-1989 		
In 1980 His Critics Said:	Average US GDP Growth	S&P 500 Index Average Annual Return
<ul style="list-style-type: none"> -Former actor lacks the experience to be president -Belligerence toward the Soviet Union could lead to nuclear war -Reaganomics is dangerous and won't work 	3.5%	14.2%
 George Herbert Walker Bush 41 st US President 1989-1993 		
In 1988 His Critics Said:	Average US GDP Growth	S&P 500 Index Average Annual Return
<ul style="list-style-type: none"> -Not a strong leader like Reagan -Lacks vision ("the vision thing") -Part of the Reagan administration that doubled the national debt 	2.2%	15.7%
 William Jefferson Clinton 42 nd US President 1993-2001 		
In 1992 His Critics Said:	Average US GDP Growth	S&P 500 Index Average Annual Return
<ul style="list-style-type: none"> -Governor of a small state—unproven on the national scale -Tax increases will sink the US economy -Government takeover of healthcare will nationalize 20% of the US economy 	3.9%	17.2%

Client Conversations

 George Walker Bush 43 rd US President 2001-2009 		
In 2000 His Critics Said:	Average US GDP Growth	S&P 500 Index Average Annual Return
<ul style="list-style-type: none"> -Running for president because of his last name, not his accomplishments -Tax cuts will only benefit the wealthy -No foreign policy experience—not ready for a crisis 	2.2%	-2.9%
 Barack Hussein Obama 44 th US President 2009-2017 		
In 2008 His Critics Said:	Average US GDP Growth	S&P 500 Index Average Annual Return
<ul style="list-style-type: none"> -Inexperienced—only served in the US Senate for two years before running for president -Soaring rhetoric and exorbitant campaign promises are “just words” -Desire for a large stimulus bill and healthcare plan will explode the national debt 	1.6%	14.5%
 Donald John Trump 45 th US President 2017-Present 		
In 2016 His Critics Said:	Average US GDP Growth	S&P 500 Index Average Annual Return
<ul style="list-style-type: none"> -Never held political office -Doesn't speak or act in a way that's presidential -Trade war with China will damage the US economy 	2.5%*	12.2%

Don't fret if your favorite candidate doesn't get elected in November! The US economy and stock market have generally marched higher through Democrat and Republican administrations alike. Dramatic events such as 9/11, the global financial crisis, and the COVID-19 pandemic can cause sharp market selloffs—but our economy and stock market have historically been resilient to these types of shocks.

Your financial professional can help you stay focused on your long-term goals regardless of who's in the White House.

* GDP for President Trump is through 12/31/19. Data Sources: World Bank via FactSet, Morningstar, and Hartford Funds, 8/20.

S&P 500 Index is a market capitalization-weighted price index composed of 500 widely held common stocks.

Past performance does not guarantee future results. The index is unmanaged and not available for direct investment. For illustrative purposes only.

Investing involves risk, including the possible loss of principal.

This material is provided for educational purposes only.

Hartford Funds Distributors, LLC, Member FINRA.

CCWP094_0820 219202